


How to Check Out a Book to Your Kindle from Media on Demand

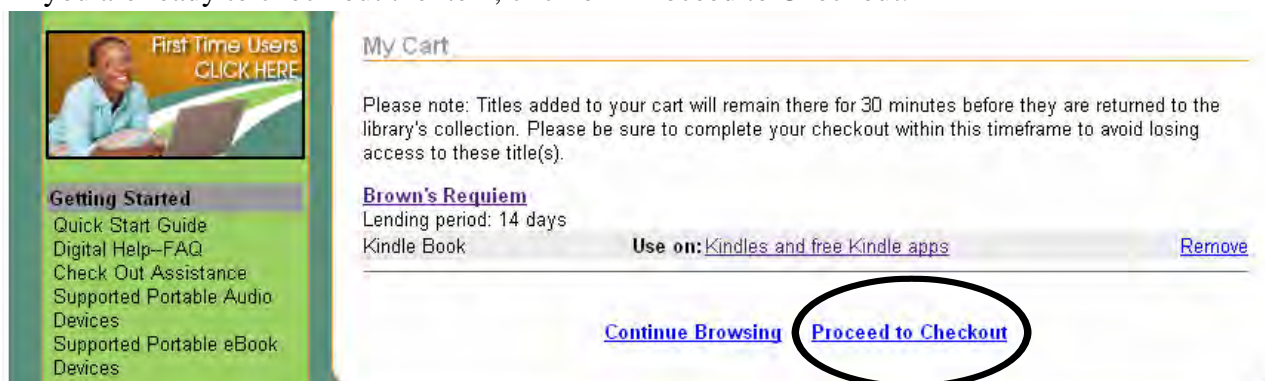
- Go to Media on Demand at www.mediaondemand.org and sign in. When you sign in, you must choose Clarendon Hills Public Library as your home library. You will then enter your CHPL library card barcode number and password - *your password is your last name*.



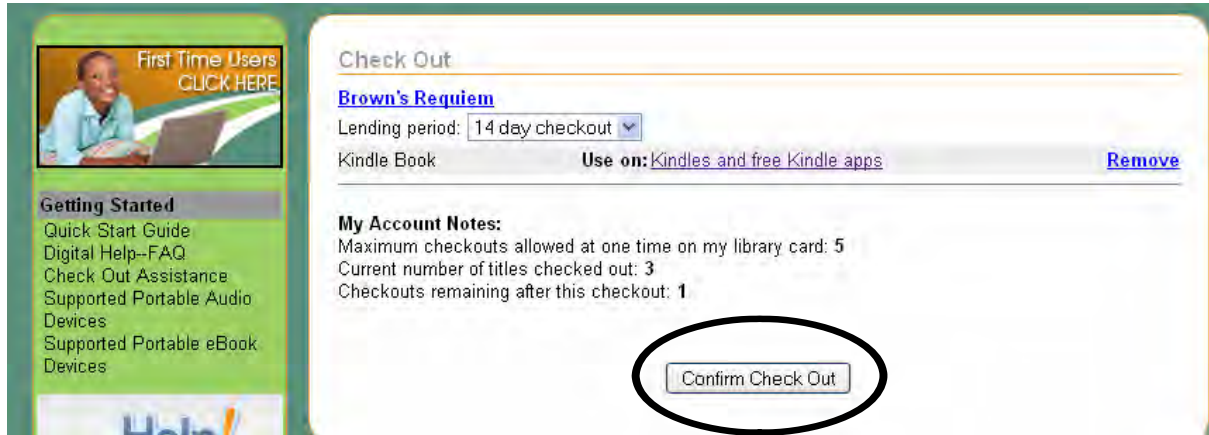
- Search or browse for a title you are interested in that shows Kindle book as a format. If it says "add to cart," it is available to be checked out. If it says "place a hold," it is currently checked out and you can be added to a waiting list for that item. If the book is available and you want to check it out, click on the "add to cart" that is directly across from the Kindle Book icon on the item's record.



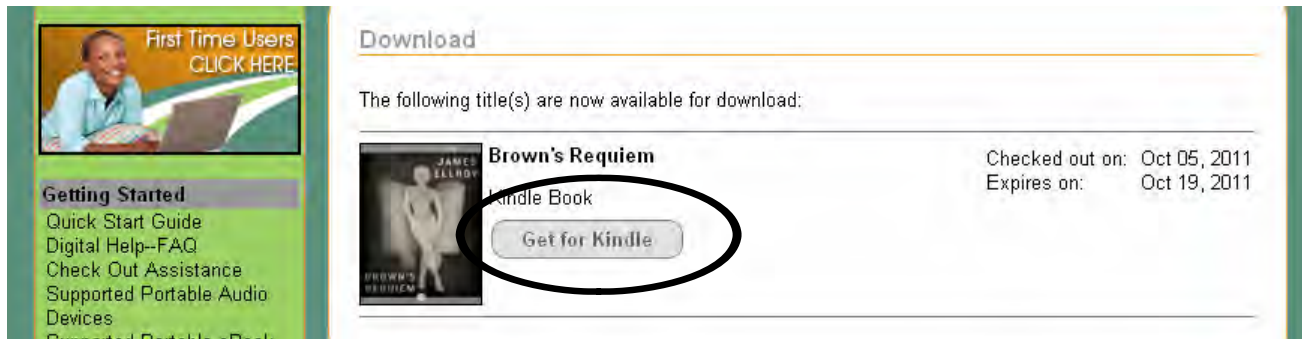
- If you are ready to check out the item, click on "Proceed to Checkout."



- Click on “Confirm Checkout.” You can have up to 5 items checked out at one time and up to 5 holds placed at one time. Items check out for 14 days.



- Next, click on “Get for Kindle.”



- You will then be taken to Amazon.com. Click on “Get library book.”



Get Your Public Library Loan



Brown's Requiem [Kindle Edition]

James Ellroy (Author)

- Public library books require an active Wi-Fi connection for wireless delivery to a Kindle device. Library books will not be delivered via your Kindle's 3G connection.
- Kindle automatically backs up all of your notes and highlights. If you choose to purchase the book at a later date from the Kindle Store or check it out again, all your notes and highlights will be preserved.

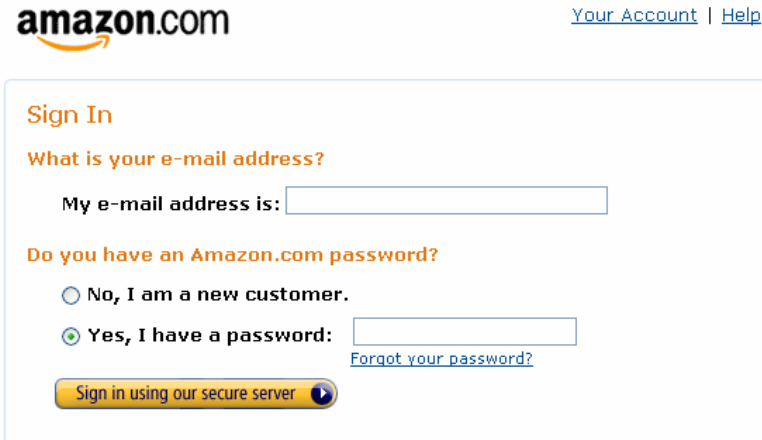
Expiration Date: October 19, 2011

★★★★☆ (19 customer reviews)

- Text-to-Speech: Enabled
- Don't have a Kindle? [Get your Kindle here.](#)



- Amazon will then direct you to sign in to your Amazon.com account.



- If you have more than one Kindle attached to your account, it will ask to which Kindle you want the item delivered. Make your choice, then click on continue.



- Follow the rest of the prompts and the item will download directly to your Kindle. Public library books require an active Wi-Fi connection for wireless delivery to a Kindle device. Library books will not be delivered via a Kindle's 3G connection. The item will download to your Kindle's archived items file.
- To return the item before your 14 days are up, log on to your Amazon account and click on "Manage Your Kindle." The library item will show up on your list of owned Kindle books. Click on that item's "Action" button and choose the option to "Return borrowed item."

Clarendon Hills Public Library
 7 North Prospect Avenue
 Clarendon Hills, IL 60514
 630-323-8188
 www.clarendonhillslibrary.org